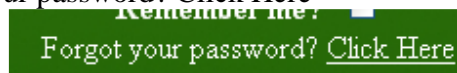


## Mini-Guide Series

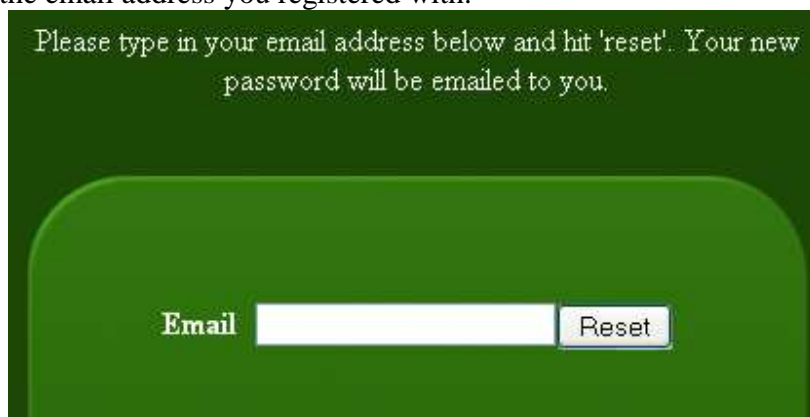
### *Resetting Your Password*

*Note: If you have not yet registered your email address, please see the min-guide "Registering for PIMS v2.0"*

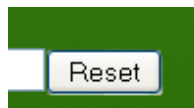
- 1) Click the "Forgot your password? Click Here"



- 2) Enter the email address you registered with.

A screenshot of a green form with rounded corners. At the top, it says "Please type in your email address below and hit 'reset'. Your new password will be emailed to you." Below this is a white text input field with the label "Email" to its left. To the right of the input field is a white button with the text "Reset" in black.

- 3) Click the "Reset" button



- 4) Follow the instructions and check your email.

- 5) Go back to [www.pims-sfo.ca](http://www.pims-sfo.ca), or click the link provided in the email, and log in with the password provided